



**WA
MADE**

**Exceptional
Affordable
Quality**



5500 CENTRE CONSOLE

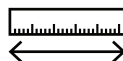
140L

Fuel Capacity



6.0M

Overall Length




2.3m

Beam



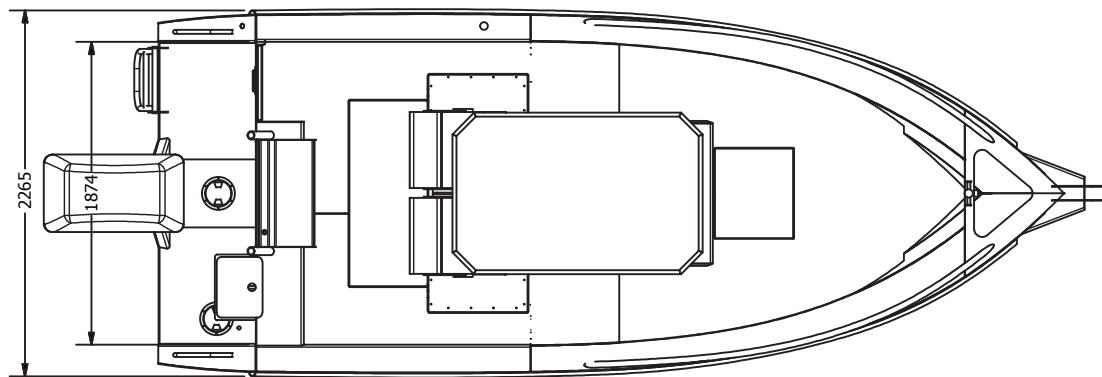
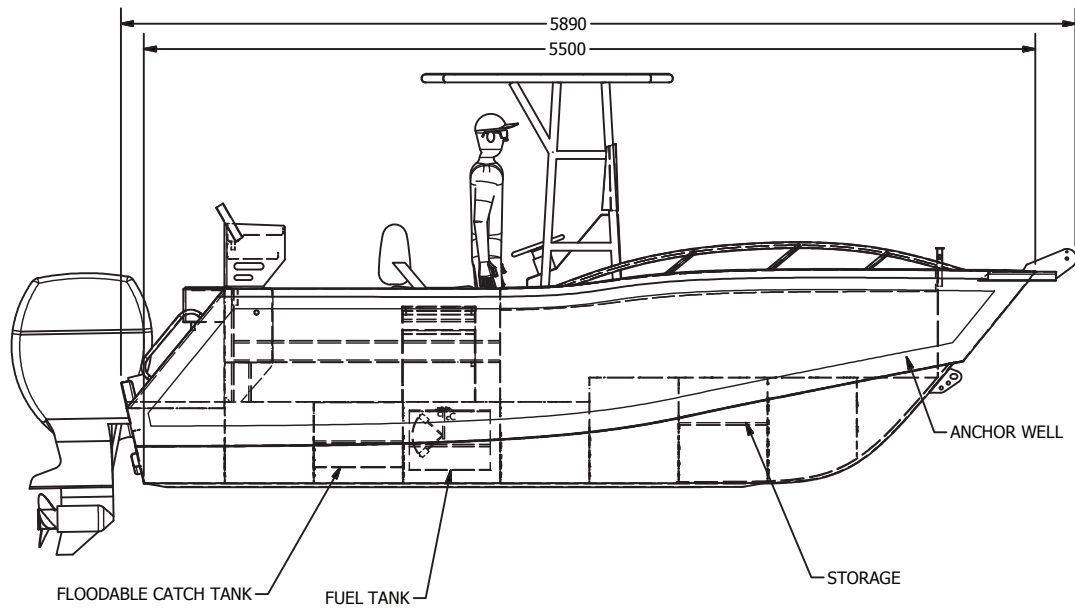
 0499770180

 83 Queen Victoria St
Fremantle WA 6160

 sales@luxcustomboats.com

 @luxcustomboatsau

General Arrangement



THE LUX DIFFERENCE



CUSTOMISABLE

No more compromising on features. Design and fit your boat to cater for the whole families needs.



ALUMINIUM

Our boats are built from marine grade aluminium which is a resilient, durable marine material.



AFFORDABLE



Our materials and in house builders allow us to deliver you a unique, customised boat at an affordable price.



Gallery



Gallery



Specification Sheet

5500CC

Specifications

Hull Length	5.5m	Hull thickness (bottom)	5mm	Max Hp	1*175hp
Length Overall	5.95m	Hull thickness (side)	4mm	Max Persons	6
Beam	2.28m	Hull thickness (transom)	6mm	Weight (excl engine)	~725kg
		Floor thickness	3mm	Transom height	25"
		Underfloor Fuel Tank	140L	Max transom weight	270kg

Standard Fit Inclusions

Marine grade Aluminium Alloy

Self-draining deck	Scupper (x2)
Transom door	Aluminium alloy board (x3)
Dive ladder	Deck wash pump Sure Flow
Bow & Stern rail	Gunwale fender Aluminium
Drained anchor well	Dash/console
Side pockets (x2)	Bilge pump
Compass	Anchor, rope, chain Viper Pro 1k Micro + 60mtr rope
Bait board	Deck Light
Side cup holders (x4)	
Aluminium rod holders (x4)	
Kill tank/catch tank	
Navigation lights	
AL paint Options from AS2700s	

Standard Trailer Inclusions

Marine grade Aluminium Alloy and Marine Grade 316 Stainless Steel bolts

Actuation	Mechanical	ATM	1500kg
Brake Diameter	10'	Brake width	8mm

****Disclaimer****

Above specification is for reference only and can be changed at anytime, please contact us for current custom specs or your personalised fit out.